






A. You will need: ruler, hanging wire, (2) D-rings (or triangle rings), (2) screws, screw driver, pencil and wire cutters.



B. Measure a third of the way down. Mark it with your pencil on both sides.




C. Screw the D-rings on painting or your frame.



D. Cut a piece of wire long enough to work with easily.



E. Pull wire through both D-rings so that the wire goes through the back and up through the ring



F. The short end of the wire comes through the D-ring and around the back of the wire, back through the top of the D-ring and out the back.



G. Pull the wire tight so the loop fits snugly up to the D-ring. Wrap the wire. This is called a framer's knot.



H. Do the same on the other side and clip off any excess wire.